

SAYS WHO?

Help Leo find the ball

1. Find Leo at the start of the maze.
2. Carefully trace a path through the maze until you reach the ball. If you hit a line, back up and try a new direction.


Helpful Tips:

- > Use a pencil so you can erase if you need to try a different path.
- > Take your time and have fun exploring the maze.






SAYS WHO?

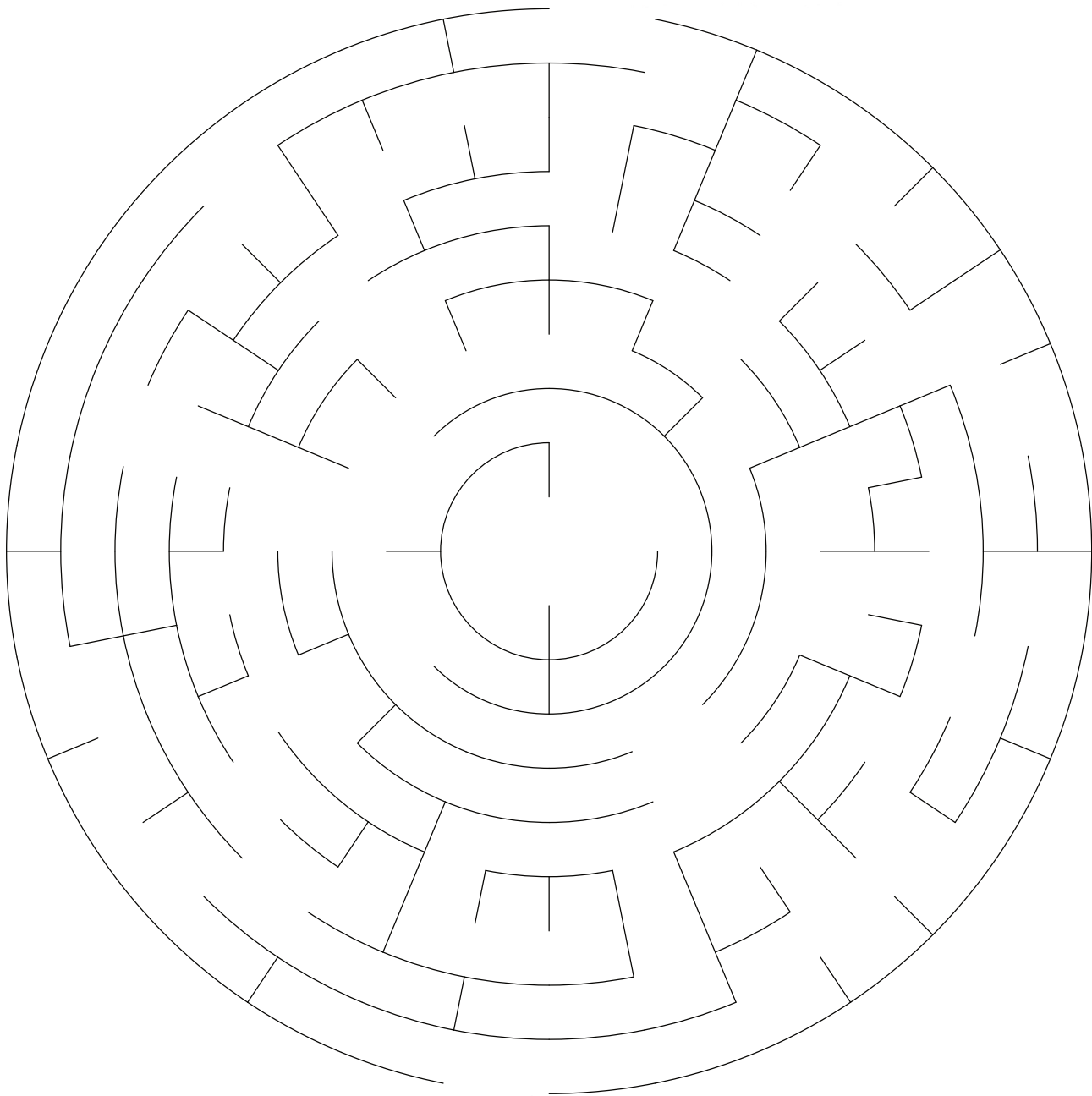





SAYS WHO? SOLUTION




SAYS WHO?




**SAYS WHO?
SOLUTION**




SAYS WHO?




**SAYS WHO?
SOLUTION**



SAYS WHO?




SAYS WHO? SOLUTION





SAYS WHO?





SAYS WHO? SOLUTION

